

Newsletter of the Ozark Woodturners

Between Centers

<http://www.ozarkwoodturners.com>
ozarkwoodturners@gmail.com



Established 1995

March 2024

2023 Club Officers

President: **Steve Wagner**
 870-425-7678
 Vice Pres.: **Dallas Hensley**
 901-229-2753
 Secretary: **Sandy Lord**
 870-404-9054
 Treasurer: **Linda Moore**
 501-351-3231
 Librarian: **Rich Lindner**
 414-232-7006

Mentors

(Text or Leave a Message)

Kenneth Higgins 870-405-7283
 Paul Pierrman 870-404-7112
 Phil Wiles 870-421-9342

Inside this issue:

Next Meeting New Members	1-2
President's Message/ Prior Month Minutes	2-3
Demonstration and Top Challenge	4
Show & Tell	5-10
Club Notification/ Member Notices	11

Next Meeting

Saturday, March 9th
 TIME: 9:30 a.m.

WHERE: Mountain Home VFW 214 West 7th Street
DEMO: Phil Wiles will be demonstrating how to turn a natural edge bowl!

New Members



Vince & Denise Wood— The Wood's live near Thomasville, Missouri. For over 30 years Vince worked in the woods logging. He made custom benches out of cedar and pine with a unique sandblasting technique to personalize them for 10 years. They are new to turning and want to learn to turn bowls, do segmentation and to use resin mixed with wood. This past month they took Kenneth's training class and are looking forward to learning more through the Ozark Wood Turner's organization. They also desire to contribute to the club by providing access to some wood that would be useful to members.



John G. Young— John lives in Mountain Home. He has been working with wood for nearly 30 years. Woodturning has always appealed to him, but this is his first time to take it on as a hobby. He hopes to discover turning as a relaxing and fulfilling hobby. From OWT he plans to grow friendships, insights about the different types of wood and their characteristics, and develop knowledge and skills.

New Members continued on next page.

Newsletter Editor: Linda W. Moore

New Members Continued



Bob LaReaux— Bob moved to Mountain Home from Hawaii where he had lived for 35 years. He has 50 years of woodworking/turning experience. Hawaii had a huge variety of exotic hardwoods for turning and he is interested in discovering the local woods available in Arkansas. Bob was a member of the Honolulu Woodturners Association for 15 years. He hopes to continue to build strong social connections and improve his skills from demonstrations by joining Ozark Woodturners.

President's Message

The club wants to thank Paul Pierman for the demo on turning a handled mug. There is a lot going on with this project. The satisfaction when completed will be worth the effort.

I was very happy with the Top turning challenge. This was fun watching the different shapes and designs. Dick Rickon's finger top was wobbly from the start but it just kept spinning for the win. Bill Dorzok's string top spinning over 5 minutes (over 7 minutes at home) was amazing. Overall a lot of fun thanks to all that participated. Any suggestions for our next challenge will be appreciated!

We are thinking about having a tool sale and exchange for the April meeting. We will discuss this more at the March meeting.

We can all look forward to Phil Wiles' bark on demo this coming meeting.

Steve

Meeting Minutes February 13th

Officers Present: Steve Wagner, President; Dallas Hensley, Vice President; Linda Moore, Treasurer ; Sandy Lord, Secretary; Rich Linder, Librarian.

Total Members Present: 33 Visitors: 5

Announcements and Discussion:

Steve Wagner introduced Joe and Joyce Oates representing the VA Pen Project. There was lengthy discussion concerning the need for more pen blanks and the drilling and assembly of the inserts. The VA has 2 classes on Monday's and 2 on Wednesdays, so the Vets are turning a lot more pens than in the past. Dallas has 200 tubes available and Kenneth has 100

Meeting Minutes Continued

blanks. Volunteers are needed to cut blanks, drill and do the inserts. Sandy Lord and Bob Shaffer will help with the assembly process.

Competitions: The top-spinning competition was a rousing success and enjoyed by all. Many different shapes, sizes and colors were entered. Two categories were judged with Dick Rickon winning the hand spun event (55 seconds) and Bill Dorzok winning the string spinning event with a very impressive time of 5 minutes-22 seconds. Both gentlemen received \$20 gift certificates.

Many varied and interesting items were entered in the name tag competition. Terry Butler's whole burl was voted the winner and he also received a \$20 gift certificate.

Demonstration: Paul Pierman demonstrated how to turn a cup with a handle. It's a very detailed and lengthy procedure, so he distributed written directions to accompany his presentation. Paul demonstrated several of the steps involved and passed around many of the cups in varying stages of completion. The finished product is very impressive.

Next month's demonstration will be how to turn bark-on wood and will be presented by Phil Wiles.

Business:

1. A check for \$100 was presented to Theresa for the use of her VFW closet.
2. John Kincaid's widow has requested that the money from John's estate sale (close to \$8,000) be given to the Woodturner's Club for distribution to the VA. She felt giving it to the VA through the DAR was more cumbersome than necessary. Our club will do the buying of any items needed by the VA. We are working with her to move this forward.
3. We currently have a total of \$3,058 in our budget. \$1,863 in the VA account and \$1,195 in the club account.
4. The 50/50 drawing was won by Mark Adams.

Meeting Adjourned.

Respectfully Submitted:
Sandy Lord, Secretary

February Demonstration

Paul Pierman demonstrated how to turn a one piece wood cup with a handle.

The plan Paul used came from the Spring 2005 edition of Woodturning Design.

The cup is made of wood that is cut such that a protrusion will become the handle. To mount the piece in the chuck, additional pieces are attached to the protrusion to create a tenon. (see picture below). Then turn the remainder round. Flatten the bottom on a table saw, glue to a waste block w/hot melt glue then hollow the inside.



The handle is carved using a Dremel tool and carving tools to shape the handle and blend it to the body.

This demonstration will be released on YouTube. You can access this through the Ozark Woodturners Website. Contact Paul directly for a copy of the article published.



Tops Challenge Results

Two categories were set for the competition: Hand Spun and Pull String. Below are the top three finishers in each category.

HAND SPUN

Dick Rickon	55 seconds
David Rayburn	45 seconds
Mark Lille	35 seconds

PULL STRING

Bill Dorzok	5.22 minutes
David Rayburn	3.47 minutes
Ron Ufkes	2.28 minutes

The winner in each category received a \$20.00 gift certificate.

The tops to the right finished at the bottom of the HAND SPUN competition but were unanimously selected the Winners in the most creative category. Thanks Kurt & Julie Dekker!



February Show & Tell Pictures by Bob Shaffer

EDITOR'S PICK



Ray Peacy—Sassafras live edge bowl. The finish is five coats of tongue oil and then polished with wax.



February Show & Tell Pictures by Bob Shaffer



1.




2.



3.



4



2.

5

Dallas Hensley—1) Urn made from Hackberry, Cedar, Walnut and plywood. 2) Spalted Sycamore with turquoise epoxy filled cracks. 3) Spectra plywood cut offs in epoxy. 4) Walnut bowl with lacquer finish. 5) Epoxy oak burl bowl.

February Show & Tell Pictures by Bob Shaffer



Kay Edens—Tulip with Cedar vase. The vase is finished with CA glue and the tulip is painted.

Kenneth Higgins—Candy dish made from Red Oak Burl. He filled the cracks with a steel blue resin.





Wally Burr— Segmented bowl made from Canary, Paduka and Walnut. The finish is CA glue with a final coat of lacquer.



February Show & Tell Pictures by Bob Shaffer




**Mark Lille—Sycamore hollow form.
Mark used a hollowing tool that Bill
Dorzok made.**



**Terry Gammill—Sweet Gum square
bowl and Red Maple rectangular bowl.
The finish is Danish oil then he buffed
the pieces.**

February Show & Tell Pictures by Bob Shaffer



**Bill Dorzok—Bowl made from Gum.
Finish is wipe on Poly (4-5 coats) then
polished.**

**Terry Butler—Laminated boards of:
Marble, Walnut and Cherry. The fin-
ish is linseed oil.**



**Linda Moore—Walnut live edge finished with Wal-
nut oil and buffed with Carnuba wax. M&M bowl
made from Hornbeam wood with CA finish.**



February Show & Tell Pictures by Bob Shaffer



Steve Wagner—Cedar Vase and two Cedar bowls and finished with CA glue. The heart is made from Maple and finished with polyurethane.

Club News Notifications

From the Treasurer

2/29/24 Balance:

Total: \$ 3,455.42

OWT \$ 2,259.82

VA: \$ 1,195.60

Meeting Raffle

Please bring wood or other turning items you would like to include in the raffle. Note-you are responsible to take back home anything not taken. Tickets will be: \$1.00 Each or 6/\$5.00 . 50% of raffle \$ goes to first ticket drawn.

Fundamentals of Turning Class

The club offers a “Fundamentals of Wood Turning” class to its members. Future class dates are to be determined. If you are interested please contact Kenneth Higgins at (870) 405-7283 or e-mail him at higgs52@icloud.com

CA Glue & Lacquer (Dennis Felokirchner). Prices are subject to change. The numbers in the parentheses are a price range from multiple online sources.

<u>OWT Price</u>	<u>Product</u>	<u>On-line Est.</u>
\$10.00	Mohawk Lacquer	(13-18)
\$23.23	EZ Bond CA. 16 oz Large	(28-38)
\$4.75	EQ Bond CA 2.5 oz Small	(6-8)
\$3.00	Activator Pump	(8-12)
\$1.50	Activator Refill	(4-6)
\$.35	Glue Caps	

Member Notices

BAND SAW BLADES

Custom band saw blades for wood. Pricing is based on length and width.

Contact: Dick Rickon 870-424-4540 leave a message and he will return the call.

Open Workshop Every Wednesday starts at 9a.m!

Kenneth Higgins –5729 Highway 202 Flippin
Text or call if you plan to come out (870.405.7283)

Club Library (Rich Lindner)

Need a new project or want to learn a new technique? Come check out the 33 books and 56 videos that are in the OWT Library. Rich will have them available for check out at the monthly meeting. A list of available projects is on the OWT web site.

Club Member Discounts

The following vendors offer club discounts to our members. At the time of your order, inform them you are a member of Ozark Woodturners; they will verify it with the roster we’ve provided and allow your discount.

* Klingspor’s Woodworking Shop-

Website: woodworkingshop.com 10% off non power tools.

* Woodworker’s Supply-

Website: woodworker.com Discount varies by product. Inquire before placing order.

* The Woodwork Shop, Bartlett, TN—

In store only. 10% off non power tools.

OWT Hats Available—

New Order of hats are in, pick one up for \$14 at the next meeting.

